



BASILDON | BRAINTREE | BURY ST EDMUND | CAMBRIDGE | CHELMSFORD | COLCHESTER GRAYS | HAVERHILL | HUTTON  
| IPSWICH | KINGS LYNN | PETERBOROUGH CENTRAL | PETERBOROUGH PORTUGESE | SOUTHEND



# SEC AREA 8 ADVENTURERS



## Early Bird E-CAMP PACK



During this camp you will receive the following awards! :





## Gods' world Award

1. Who made our world? (Learn Genesis 1:1.)

In the beginning God created the heavens and  
the earth

2. Act out the story of creation while someone reads or tells it.

I acted out the story of creation to my

.....

3. Sing a song about your world.

The name of the song I sang was

.....

4. Look at a globe and show where you live.

- Draw an arrow to show country and label it.



5. Name five (5) of your favourite things God created for you.

5 of my favourite things are

.....

.....

.....

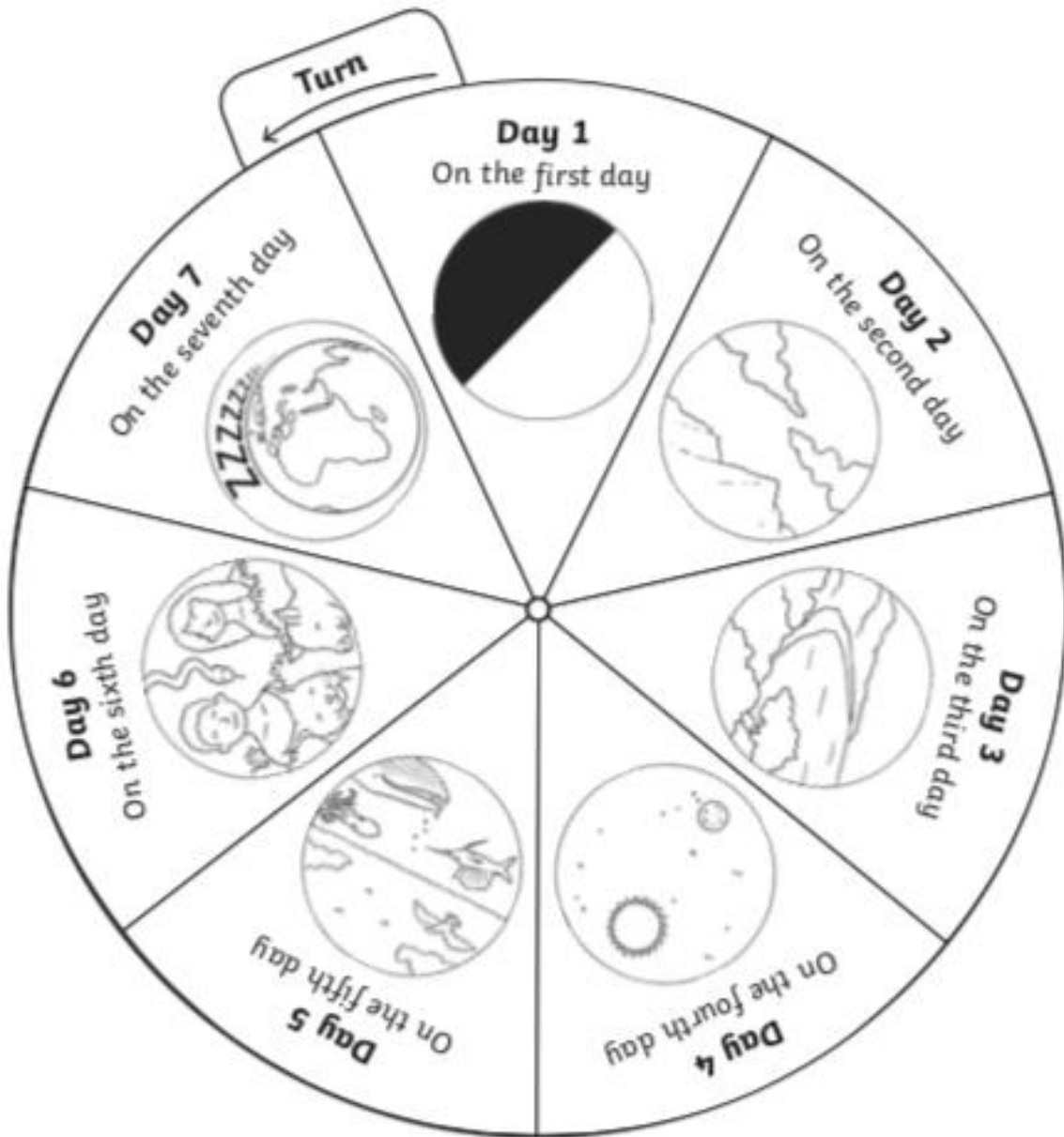
.....

.....

6. Make a collage, colour a picture of God's world, or take a walk outside and find things He made. (take a walk Write words or draw pictures of things God made around your picture)



# Creation Wheel






# Bible Friends Award

1. What does it mean to be a friend?

- Colour in the pictures



SHARE WITH EACH  
OTHER

SPEND TIME  
TOGETHER



2. Name three Bible Friends.

Three bible friends are:

Ruth & .....

..... & David

Peter & .....



3. Who is your favourite Bible friend? Tell a story about that person.

My favourite Bible friend is


.....

4. Dress up and act out a story about a Bible friend.

I acted out the story of

.....

5. Tell three things you can do to be a friend for Jesus.



SHOW KINDNESS

PRAY FOR MY  
FRIENDS

HELP EACH OTHER

# Playing with Friends Award



1. What is a friend?

A friend is someone who

.....

2. Name three ways you can make friends.

- Fill in the blanks and colour in the pictures



Say

H\_\_\_\_\_llo



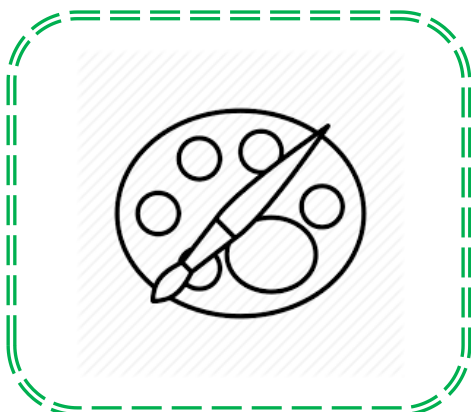
Sm\_\_\_\_\_le



Ta\_\_\_\_\_k  
To them

3. Name four things you can talk about to be friendly with someone.

- Fill in the blanks and colour in the pictures



Your favourite

Co\_\_\_\_\_o\_\_\_\_\_r

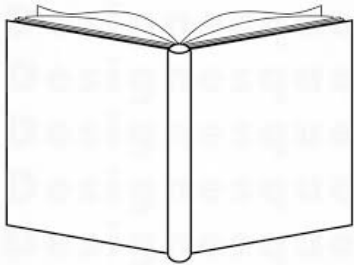




Food  
that you like



Your favourite  
Activity



What  
Books  
Do you like

4. Name four things you need to think about when choosing a friend.

Is this person ....., .....,  
..... and ..... ?

5. Name three ways that you can know a person is a right friend for you.

If they make me laugh

If they share things with me

If they are kind to me

6. Did Jesus have friends? Have an adult help you find a story in the Bible about some of His friends.

I found the story of

.....  
And Jesus's friends were -----  
-----

7. Select one of the following:

- a. Learn a song about friends.
- b. Make a scrapbook about a new friend.
- c. Write a story about a friend.
- d. Write a poem about a friend.
- e. Tell a story about a friend

I decided to

8. Make a craft to give to your friend.

.....

- Add pictures for your folder



rainbow

handprint

## MY FAMILY REQUIREMENT

I listened to a story about families called

.....

I learnt these three things



.....



.....

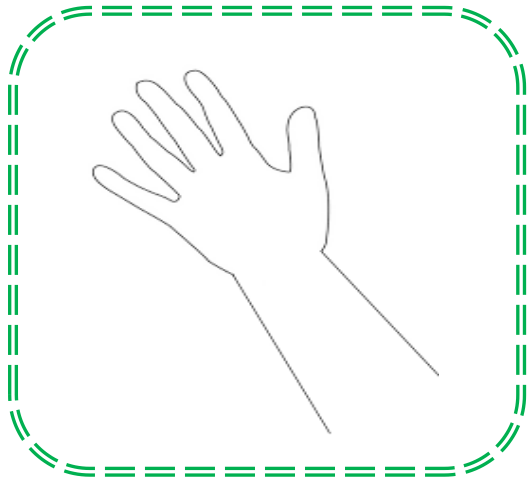


.....

# Helping at home Award




1. What body parts do you use to help at home?




I use my

Ha\_\_\_\_\_ds

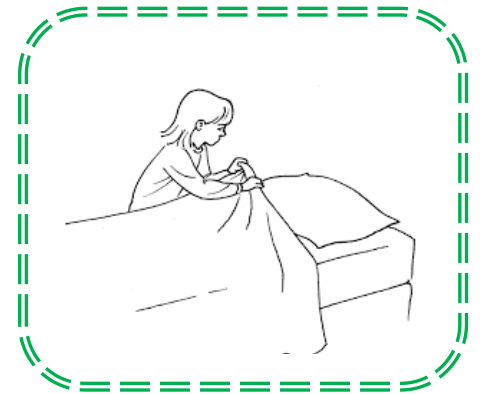
2. Name three ways you can help at home.



PUT MY PLATE IN  
THE SINK







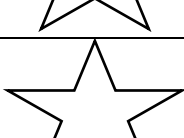


NEATLY ARRANGE  
MY BOOKS



HELP MAKE MY BED

3. From #2, pick one of the ways to help at home and help for one week. - If possible add pictures for your folder  
- Colour in a star every day when you help clean and state what chore you are going to

MONDAY	
TUESDAY	
WEDNESDAY	
THURSDAY	
FRIDAY	
SATURDAY	
SUNDAY	

4. Learn a song about helpers.

The name of the song I learnt is

.....

5. Name a Bible character who was a helper.

In the Bible

.....


Was a helper






## Animals Award


1. Name five animals you see in the zoo.
2. Draw or colour pictures of two of them
  - Colour in the pictures and fill in the blanks



El\_\_phant



Li\_\_n




Gir\_\_ffe



Mo\_\_key


B\_\_ar



shutterstock.com • 426073816

- Cut out three animals from the picture below and stick them in the frame





## HOMEMADE PLAYDOUGH RECIPE

- 8 tbsp plain flour
- 2 tbsp table salt
- 60ml warm water
- food colouring
- 1 tbsp vegetable oil

1. Mix the flour and salt in a large bowl. In a separate bowl mix together the water, a few drops of food colouring and the oil.
2. Pour the coloured water into the flour mix and bring together with a spoon.
3. Dust a work surface with a little flour and turn out the dough. Knead together for a few minutes to form a smooth, pliable dough. If you want a more intense colour you can work in a few extra drops of food colouring.

With playdough I made a

.....

4. Name three animals' names from the Bible

The Bible mentions

....., .....

And

.....



## Animal homes Award

1. What is a home?

A ..... is the place you live or stay. It should be a place where you feel .....and comfortable.

2. Tell about your home. Draw a picture of your house and colour it.

3. Animals have homes too. Name five different animals and tell where they live.


A chicken lives in a c.....op



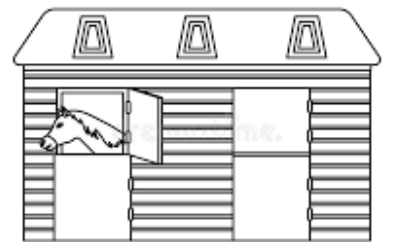
A lion lives in a d.....n




A bird lives in a n.....st



A horse lives in a st.....ble



A monkey lives in the tr.....es





4. How do animals know what to do to make a home?

God has made the animals so that they know what to do. This is called

.....

it's something that they don't have to think about, they just know. Animals also learn

about making homes from their

.....

5. Choose an animal and do the following:

- Watch the animal (it can be in a zoo or on a video).
- Draw or colour a picture of the animal.
- Make a model of its home.
- Show your picture and model at your club's family night.
- Tell people what you learned about your animal and its home.

I

.....

# Crayons and colours



1. How are crayons made? What are the eight main colours of crayons and markers?

- Fill in the blanks



Green

Bl.....e

Red

Y.....ll.....w

Purple

Or.....nge

Black

B.....o.....n

2. What are crayons made of.?



Crayons are made  
from

.....

just like candles!

3. What happens if a crayon gets hot?

When crayons get  
hot they

.....



4. Name a boy who had a coat of many colours.

..... had a coat of  
many colours

5. Draw or colour a picture of Joseph and his coat.

6. Draw or colour a picture with markers.



7. Why do markers need a cap?

- Draw a cap on the marker below

Markers need a cap so they do not


.....

out



8. Where should you use markers? Where should you not use markers?

Markers should be used on





.....

But never on my

.....

Or



.....

10. Make a folder for your pictures and decorate the front with markers or crayons.

11. Draw or colour two of the following with markers or crayons:

a. animal or birds

b. Jesus and the children

c. rainbow


d. your hand

e. your house

I drew/coloured

.....

11. Know nine colours.







## Know your body chip


1. Learn I Corinthians 6:19.

Don't you realize that your body is the temple of the Holy Spirit, who lives in you and was given to you by God? You do not belong to yourself

2. Name the twelve parts of your body.

3. Draw your body and label the twelve parts.

toes
stomach
Shoulder
elbow



head
chest
leg
neck
foot
finger
hand
arm

4. What are knees for?

Our knees allow us to



wa.....k



r.....n

ju.....p



5. What does your face do for you and others?

With my face I can

ta.....k

e.....t



6. Name some useful things you can do with your hands.

With my hands I can



wr.....te

dr.....w



ho.....d things

7. How can you use your mouth for Jesus?

I can use my mouth to tell my

.....

All about Jesus

# Manners fun Award



1. Learn the Golden Rule (Matthew 7:12)

Do to others what you would like them to do to you

2. What are the five magic words (or phrases)?



Please



Thank you



You're welcome.



I am sorry



Excuse me

3. Play a game using the five magic words (or phrases).

- Answer the questions! WHAT DO YOU SAY WHEN:

SOMEONE GIVES  
YOU A GIFT

YOU  
ACCIDENTLY  
BUMP INTO  
SOMEONE

YOU WOULD  
LIKE A DRINK

YOU WOULD LIKE  
TO ASK FOR  
DIRECTIONS

SOMEONE  
THANKS YOU

4. Draw or cut and paste pictures to illustrate one of the magic words.

- Colour in the picture





## Alphabet fun Award

1. Know all the letters of the alphabet

Aa Bb Cc Dd Ee Ff Gg Hh Ii Jj  
Kk Ll Mm Nn Oo Pp Qq Rr Ss Tt  
Uu Vv Ww Xx Yy Zz

2. Know how to spell your first name.

My name is

.....


3. Take a walk around the room or outdoors and find as many objects as you can beginning with a different letter of the alphabet.

- Write two of the things you found below

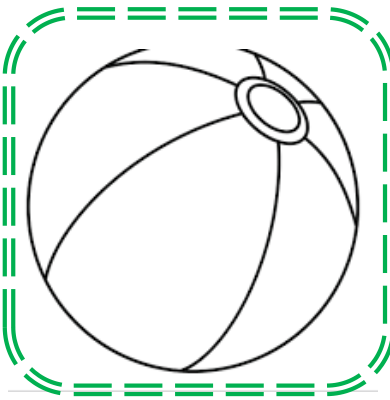

4. Be able to write from memory ten letters of the alphabet.


5. Draw five letters, cut out and paste objects or pictures to go with each of the letters drawn.


- Colour in the objects



Aa



Bb



Cc



Ee



Dd

6. What are some other ways of writing?





# Scavenger Hunt Award

## 1. Bible Verse

The Bible verse I read was

.....

## 2. Song

The song I sang was

.....

## 3. Graphic Scavenger Hunt Bag -use both templates back & front



I made my bag with

.....

## 4. Go on a scavenger hunt with a parent, a teacher, or another adult

I went on a scavenger hunt with

.....

5. Find two items in nature

I found

• .....

• .....

6. Find something relating to a Bible story

I found .....

and this relates to the Bible because

.....

.....

7. Find something that is red

I found

.....

8. Find a plastic egg or another type of container open it and share with another Early Bird.

Tell us what you found?





# WHAT'S IN MY ROOM SCAVENGER HUNT

- |                          |  |                 |                          |  |                            |
|--------------------------|--|-----------------|--------------------------|--|----------------------------|
| <input type="checkbox"/> |  | SOMETHING BLUE  | <input type="checkbox"/> |  | SOMETHING STICKY           |
| <input type="checkbox"/> |  | MONEY           | <input type="checkbox"/> |  | A PILLOW                   |
| <input type="checkbox"/> |  | AN ANIMAL       | <input type="checkbox"/> |  | COLORFUL SOCKS             |
| <input type="checkbox"/> |  | A BOOK          | <input type="checkbox"/> |  | A BACKPACK                 |
| <input type="checkbox"/> |  | PIECE OF PAPER  | <input type="checkbox"/> |  | A GAME                     |
| <input type="checkbox"/> |  | A PICTURE       | <input type="checkbox"/> |  | A HANGER                   |
| <input type="checkbox"/> |  | A RACECAR       | <input type="checkbox"/> |  | SOMETHING WARM             |
| <input type="checkbox"/> |  | A DOLL          | <input type="checkbox"/> |  | PAIR OF SHOES              |
| <input type="checkbox"/> |  | SOMETHING SOFT  | <input type="checkbox"/> |  | A LEGO/BLOCK               |
| <input type="checkbox"/> |  | MY FAVORITE TOY | <input type="checkbox"/> |  | SOMETHING THAT MAKES NOISE |

1545 x 2000

# Nature SCAVENGER HUNT

 tree	 rough rock	 worm	 green leaf
 ant	 pine cone	 dandelion	 spiderweb
 animal	 colored leaf	 body of water	 acorn
 flowers	 mushroom	 ladybug	 clover
 feather	 butterfly	 smooth rock	 bird

1000 x 1500

mrsmary.com